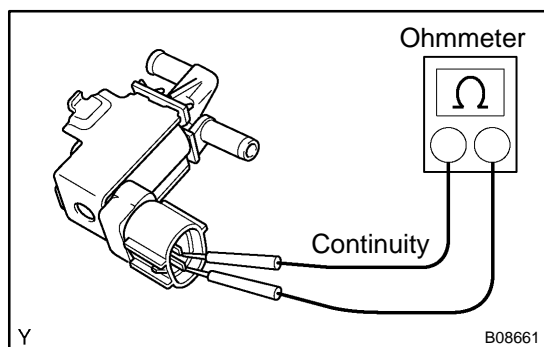


INSPECTION

1. REMOVE VSV



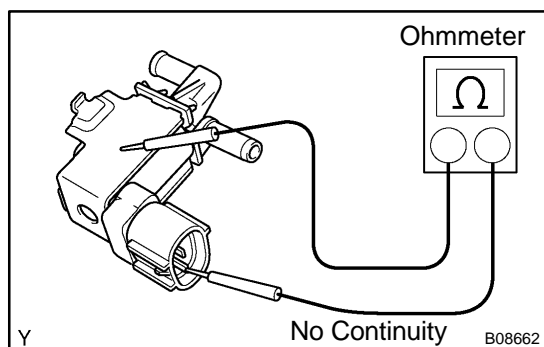
2. INSPECT VSV FOR OPEN CIRCUIT

Using an ohmmeter, check that there is continuity between the terminals.

Resistance:

At 20°C (68°F)	37 - 44 Ω
At 120°C (248°F)	51 - 62 Ω

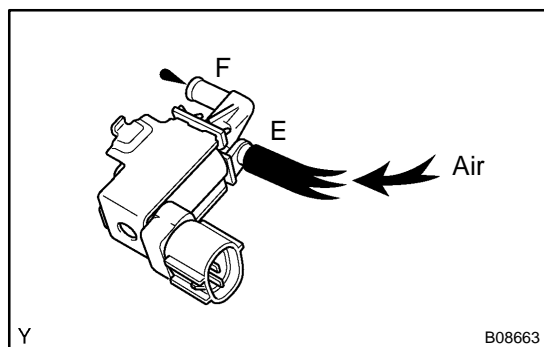
If there is no continuity, replace the VSV.



3. INSPECT VSV FOR GROUND

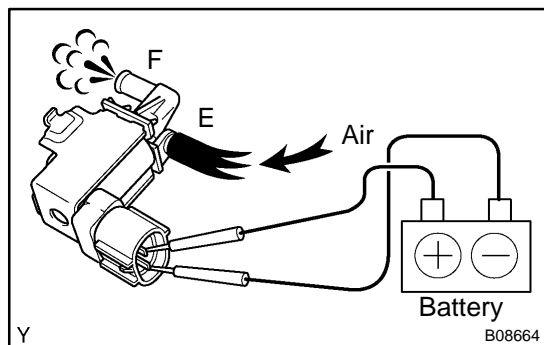
Using an ohmmeter, check that there is no continuity between each terminal and the body.

If there is continuity, replace the VSV.



4. INSPECT VSV OPERATION

(a) Check that air does not flow from ports E to F.



(b) Apply battery positive voltage across the terminals.

(c) Check that air flows from ports E to F.

If operation is not as specified, replace the VSV.

5. REINSTALL VSV